


Three Phase Rectifier Power Bridge Reverse Voltage 800~1600V Output Current 25A

Features

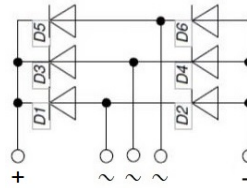
- SIP 3 phase bridge
- Compact package outline in SGBJ
- High forward surge capability

Applications

- Motor control
- Power supplier
- Home appliance



SGBJ



Absolute Maximum Ratings (T_A=25°C unless otherwise noted)

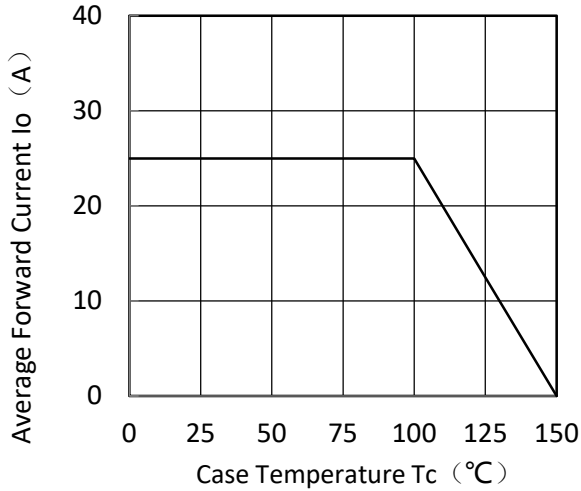
Parameter	Symbol	SGBJ25A08	SGBJ25A10	SGBJ25A12	SGBJ25A16	Unit
Maximum repetitive peak reverse voltage	VRRM	800	1000	1200	1600	V
Maximum average output rectified current, with heatsink. T _c typical 100°C	I _o	25				A
Peak forward surge current 8.3 ms single half sine-wave superimposed on rated load (60HZ)	IFSM	400				A
Rating for fusing (t≤8.3ms)	I ² t	660				A ² s
Dielectric strength, Terminalstocase, AC 1 minute	Vdis	2500				V
Mounting Torque	Tor	Typical		0.5		N.m
		Max.		0.8		
Operating junction and storage temperature range	T _J , T _{STG}	-55 to +150				°C

Electrical Characteristics (TA = 25 °C unless otherwise noted)

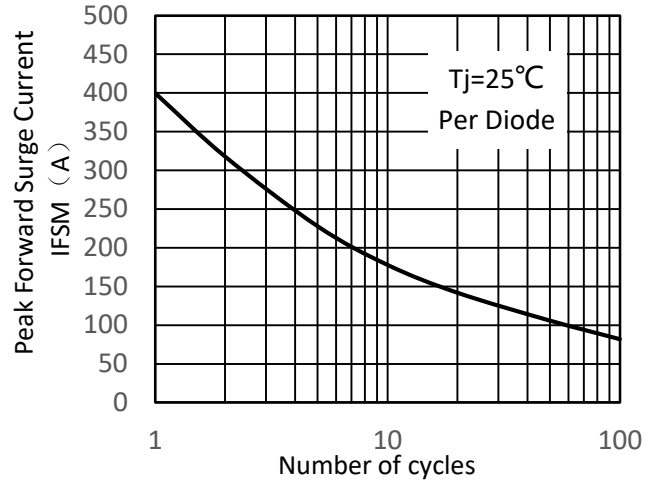
Parameter	Test Conditions	Symbol	SGBJ25A08	SGBJ25A10	SGBJ25A12	SGBJ25A16	Unit
Maximum Instantaneous forward voltage	IF=9A, Ta=25°C, per diode	V _F	1.05				Volts
	IF=9A, Ta=125°C, per diode		1.0				
Maximum DC reverse current at rated DC blocking voltage	Ta=25°C	I _R	5.0				μA
	Ta=125°C		500				
Typical thermal resistance	junction to case, with heatsink	R _{θJC}	1.0				°C/W
	junction to ambient, without heatsink	R _{θJA}	12				

Ratings and Characteristics Curves

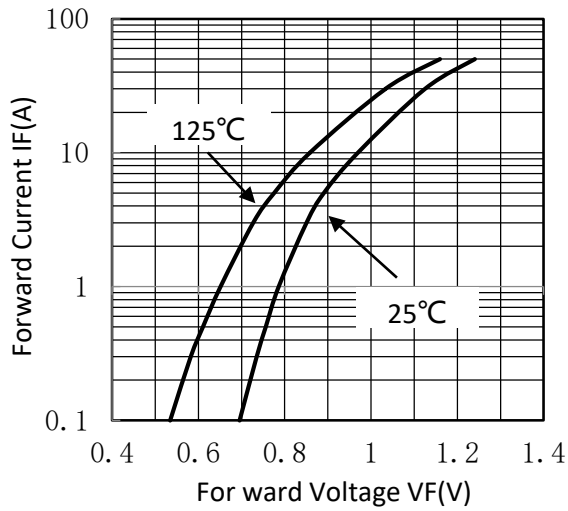
($T_A = 25^\circ\text{C}$ unless otherwise noted)



**Fig.1 – Power Derating Curve
(With heatsink)**



**Fig.2 – Maximum Non-Repetitive Peak
Forward Surge Current**



**Fig.3 – Typical Instantaneous
Forward Characteristics**

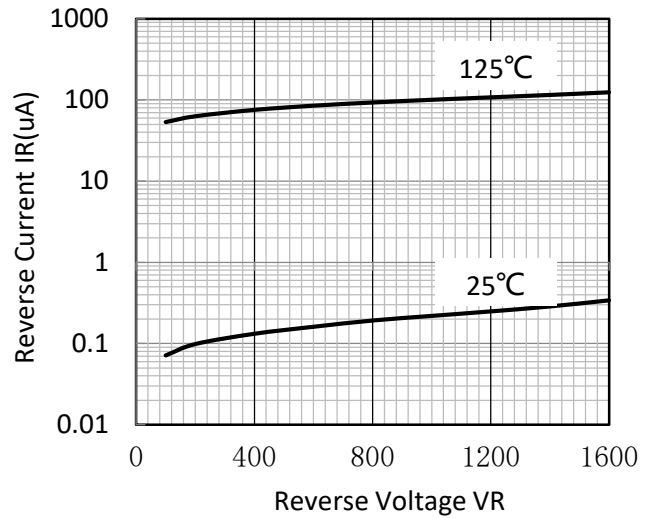
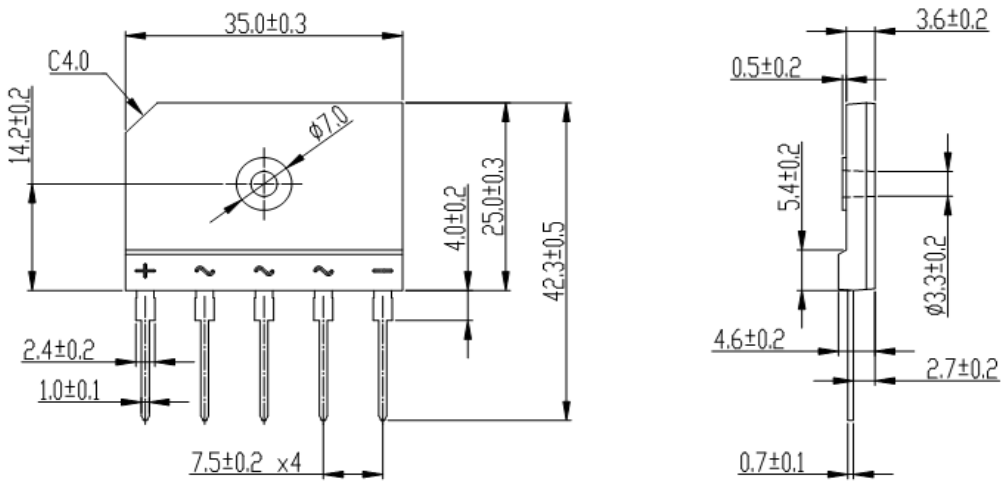


Fig.4 – Typical Reverse Characteristics

Package Outline Dimensions

Unit: mm



Revision History

Document Version	Date of release	Description of changes
Rev.A	2021.06.15	Released Datasheet
Rev.B	2023.10.05	Modify document format

Disclaimers

These materials are intended as a reference to assist our customers in the selection of the Suzhou Good-Ark product best suited to the customer's application; they do not convey any license under any intellectual property rights, or any other rights, belonging to Suzhou Good-Ark Electronics Co., Ltd. or a third party.

Suzhou Good-Ark Electronics Co., Ltd. assumes no responsibility for any damage, or infringement of any third-party's rights, originating in the use of any product data, diagrams, charts, programs, algorithms, or circuit application examples contained in these materials.

All information contained in these materials, including product data, diagrams, charts, programs and algorithms represents information on products at the time of publication of these materials, and are subject to change by Suzhou Good-Ark Electronics Co., Ltd. without notice due to product improvements or other reasons. It is therefore recommended that customers contact Suzhou Good-Ark Electronics Co., Ltd. or an authorized Suzhou Good-Ark Electronics Co., Ltd. for the latest product information before purchasing a product listed herein. The information described here may contain technical inaccuracies or typographical errors. Suzhou Good-Ark Electronics Co., Ltd. assumes no responsibility for any damage, liability, or other loss rising from these inaccuracies or errors. Please also pay attention to information published by Suzhou Good-Ark Electronics Co., Ltd. by various means, including our website home page.

(<http://www.goodark.com>)

When using any or all of the information contained in these materials, including product data, diagrams, charts, programs, and algorithms, Please be sure to evaluate all information as a total system before making a final decision on the applicability of the information and products. Suzhou Good-Ark Electronics Co., Ltd. assumes no responsibility for any damage, liability or other loss resulting from the information contained herein.

The prior written approval of Suzhou Good-Ark Electronics Co., Ltd. is necessary to reprint or reproduce in whole or in part these materials.

Please contact Suzhou Good-Ark Electronics Co., Ltd. or an authorized distributor for further details on these materials or the products contained herein.